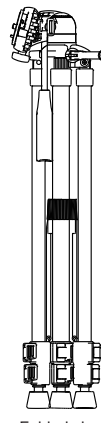
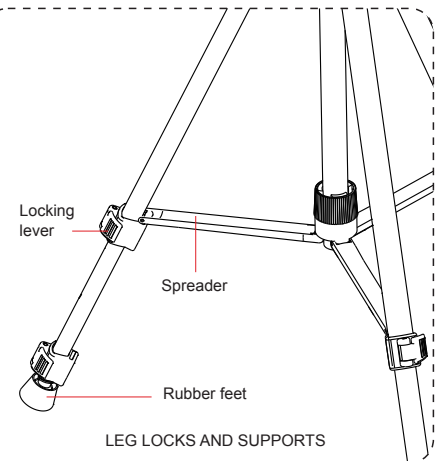


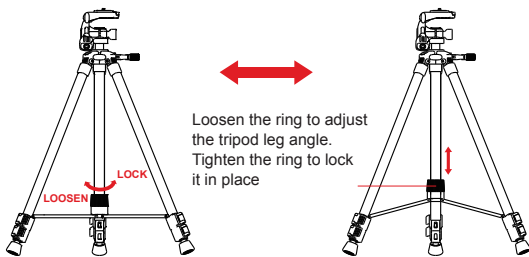
MODEL	SECTION	MAX. DIAM.	FOLDED HEIGHT	MIN. HEIGHT	NON-CENTER HEIGHT	MAX. HEIGHT	WEIGHT	LOAD CAP.
10262	3	0.9" 24mm	21.7" 550mm	20.9" 530mm	49.6" 1260mm	59.1" 1500mm	2.8 lb 1.29kg	8.8 lbs 4.0kg



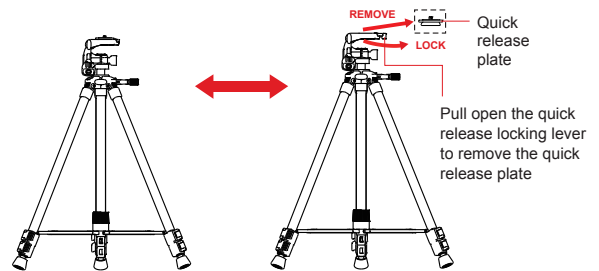
Folded size



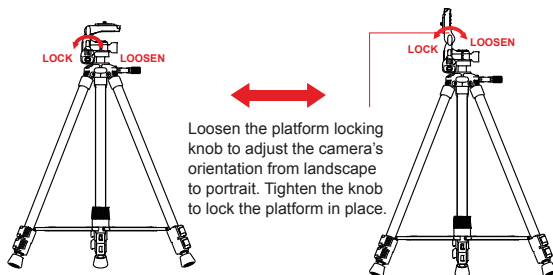
LEG LOCKS AND SUPPORTS



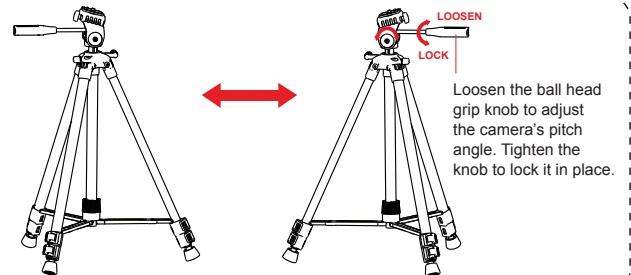
Loosen the ring to adjust the tripod leg angle. Tighten the ring to lock it in place.



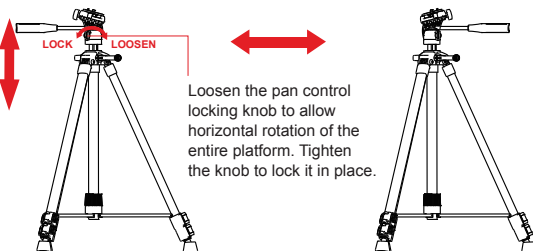
Pull open the quick release locking lever to remove the quick release plate.



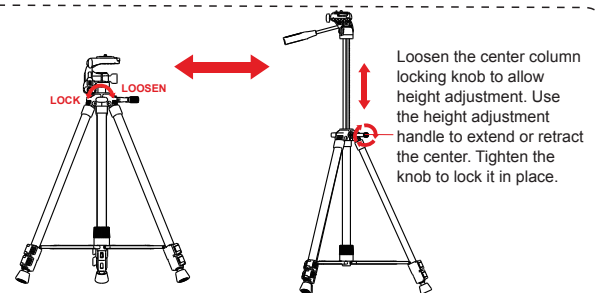
Loosen the platform locking knob to adjust the camera's orientation from landscape to portrait. Tighten the knob to lock the platform in place.



Loosen the ball head grip knob to adjust the camera's pitch angle. Tighten the knob to lock it in place.



Loosen the pan control locking knob to allow horizontal rotation of the entire platform. Tighten the knob to lock it in place.



Loosen the center column locking knob to allow height adjustment. Use the height adjustment handle to extend or retract the center. Tighten the knob to lock it in place.

## TRIPOD FEATURES

- Quick release camera mounting plate
- Full 3D adjustment of the camera mount
- Built-in bubble level

- Supports up to 7.7 lbs (3.5Kg)
- Includes carrying bag

- Product pictures for reference only
- Specifications described herein are subject to change without prior notification
- All trademarks are the sole property of their respective companies