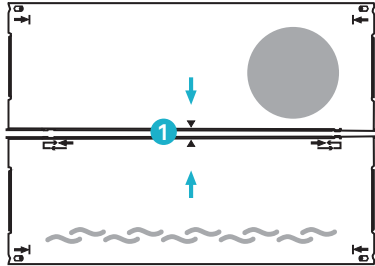
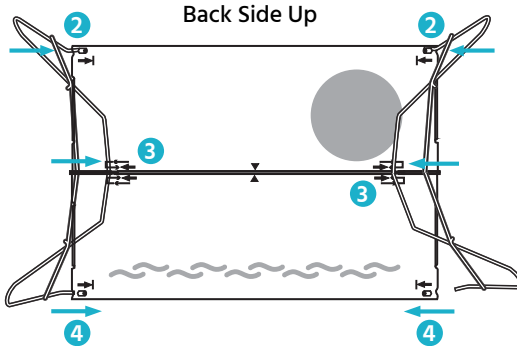


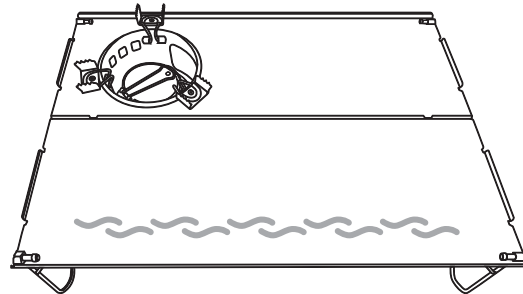
TABLE SET-UP INSTRUCTIONS



- 1 Connect arrows located in the middle of the underside of the table.
- 2 Insert one side of table legs into corner arrow.
- 3 Loop the middle of the table legs onto center arrow hook.
- 4 Insert remaining table legs into corner arrow



Back Side Up



Right Side Up