




Full-Size Mechanical Keyboard with Outemu Brown Switches

P/N 33537 / 33538

Quick User Guide



Function Keys

Reset

Fn+Del (hold for 5 seconds)		Restore keyboard default settings
--------------------------------	--	-----------------------------------





Gaming Function Keys

Fn+Windows Key		Disable/Enable Windows Key
Fn+W		Swap WASD and Arrow Key Functions

Media Function Keys

Fn+F1		Media Player
Fn+F2		Volume Down
Fn+F3		Volume Up
Fn+F4		Mute
Fn+F5		Stop
Fn+F6		Previous Track
Fn+F7		Play/Pause
Fn+F8		Next Track

Application Hot Keys

Fn+F9		Launch Email App
Fn+F10		Launch Web Browser
Fn+F11		Lock/Unlock Keyboard
Fn+F12		Launch Calculator App

Macro Keys

Fn+Ins	•	Start/Stop Macro Recording
Fn+Macro Key (Y, U, I, O, or P)		See Macro Recording Section for Details

Macro Recording

1. Press **Fn+Ins** to enter macro recording mode. The four system LEDs will begin blinking.
2. Select a macro to record by pressing **Fn+Macro Key** (Y, U, I, O, or P). The LEDs will stop blinking and remain lit while recording.
3. Type the keys to record. The macro can contain up to 31 characters.
4. Press **Fn+Ins** to stop recording.
5. Use the macro by pressing **Fn+Macro Key** (Y, U, I, O, or P).

Features

- Double injection keycaps with laser printing
- Compatible with Windows® 2000, XP, Vista®, Win7, Win8, Win10
- Outemu Brown switches with more than 50 million keystroke switch life
- Full anti-ghosting keys
- 5.9 foot (1.8 meter) long USB cable
- Dimensions: 17.4" x 5.6" x 1.5" (442 x 141 x 37 mm)
- Weight: 41.9 oz. ±0.9 oz. (1188g ±25g)

Microsoft®, Windows®, and Vista® are either registered trademarks or trademarks of Microsoft Corporation in the United States and/or other countries.