



**MONOLITH™**

**M-TWE TrueWireless™ Earphones  
with Sonarworks™ SoundID™**



P/N 41500

**User's Manual**

## SAFETY WARNINGS AND GUIDELINES

Please read this entire manual before using this device, paying extra attention to these safety warnings and guidelines. Please keep this manual in a safe place for future reference.

- This device is intended for indoor use only.
- Do not expose the charging case to water or moisture of any kind. Do not place drinks or other containers with moisture on or near it. If moisture does get in or on the charging case, immediately remove it from its power source and allow it to fully dry before reapplying power.
- The earphones carry an IPx4 waterproof rating, which means that they can safely withstand rain and splashing water. Do not immerse them in water or subject them to more forceful water streams.
- Do not subject the product to extreme force, shock, or fluctuations in temperature or humidity.
- Do not use this device while operating a motor vehicle, heavy equipment, walking in traffic, or any other situation in which situational awareness is a key to safety.
- Do not expose this device to excessively high temperatures. Do not place it in, on, or near a heat source, such as a fireplace, stove, radiator, etc. Do not leave it in direct sunlight.

- Charge the battery before first use and at least once every three months to keep the battery fresh and capable of holding the full charge.
- Clean using a soft, dry cloth only. Do not use chemical cleaners, solvents, or detergents. For stubborn deposits, moisten the cloth with warm water.
- This device has no user serviceable parts. Do not attempt to open, service, or modify this device.

## CUSTOMER SERVICE

The Monoprice Customer Service department is dedicated to ensuring that your ordering, purchasing, and delivery experience is second to none. If you have any problem with your order, please give us an opportunity to make it right. You can contact a Monoprice Customer Service representative through the Live Chat link on our website **[www.monoprice.com](http://www.monoprice.com)** or via email at **[support@monoprice.com](mailto:support@monoprice.com)**. Check the website for support times and links.

## PACKAGE CONTENTS

Please take an inventory of the package contents to ensure you have all the items listed below. If anything is missing or damaged, please contact Monoprice Customer Service for a replacement.

1x Pair TrueWireless™ Earphones with Medium Eartips

1x Charging Case

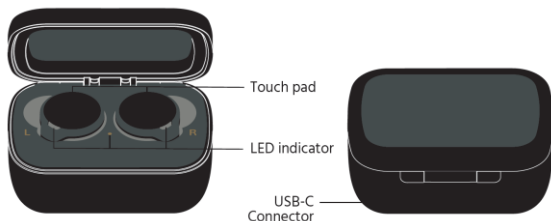
1x Soft Pouch

4x Pairs Sized Eartips (XS, S, L, XL)

1x USB Type-A to Type-C® Charging Cable

1x User's Manual

## PRODUCT OVERVIEW



## QUICK START GUIDE

1. Open the charging case and remove the earphones. They will automatically power on when removed from the charging case.
  - If the earphones are not already paired or if they have been paired with a device that is either powered off or out of range, they will automatically enter pairing mode.
  - If the earphones have already been paired with a device and that device is powered on and within range, they will automatically connect to the paired device.
2. Open the Bluetooth® settings on your device and scan for nearby Bluetooth devices. Locate and select the **MP41500** entry. This will pair and connect your device with the first earphone.
3. After a few seconds a Bluetooth pairing request pop-up menu will appear. Press the **PAIR** button to connect the second earphone.

## BLUETOOTH PAIRING

Perform the following steps to manually pair your Bluetooth device with the

1. Remove both earphones from the charging case. They will power on automatically.

2. Momentarily press the touch pad on either earphone twice, then press and hold it for 2 seconds.



3. Open the Bluetooth® settings on your device and scan for nearby Bluetooth devices. Locate and select the **MP41500** entry. This will pair and connect your device with the first earphone.
4. After a few seconds a Bluetooth pairing request pop-up menu will appear. Press the **PAIR** button to connect the second earphone.

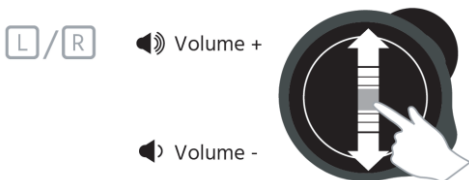
## CLEARING BLUETOOTH PAIRING

Perform the following steps to clear the Bluetooth® pairing from the earphones.

1. Remove both earphones from the charging case. They will power on automatically.
2. Momentarily press the touch pad on either earphone twice, then press and hold it for 2 seconds.
3. Press and hold the touch pad on either earphone until the LEDs flash red 3 times.
4. Place the earphones back in the charging case and leave them there for at least 10 seconds. The pairing record is now cleared.

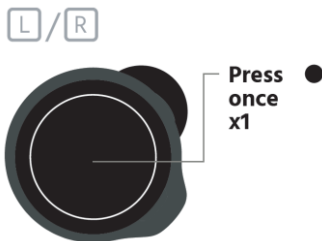
## VOLUME CONTROL

- Swipe up on the touch pad on either earphone to increase the volume level.
- Swipe down on the touch pad on either earphone to decrease the volume level.



## NOISE CANCELLATION/AMBIENT MODES

Momentarily press the touch pad on either earphone to cycle through the **Noise Cancellation**, **Ambient Sound**, and **All Off** Modes. Note that when powered on, the earphones are automatically set to Noise Cancellation Mode.



- **Noise Cancellation Mode:** The noise cancelling technology and optimized passive isolation can suppress wide-band ambient noise.
- **Ambient Sound Mode:** This mode allows you to hear ambient sounds around you while wearing the M-TWE earphones.

## CALL AND PLAYBACK CONTROL

L / R



Press twice  
x2

Press and  
hold 1s

Press and  
hold 2s



Music: Play / Pause  
Call: Pick / Hang up call



Reject incoming call



Trigger default voice  
assistant

## LED INDICATIONS

L / R



Power on but not connected  
with any device



Power on and connected  
with device



Pairing mode



Battery low when not connected  
with any device



Battery low when connected  
with device



Charging (battery level 0-49%)



Charging (battery level 50-99%)

LED OFF

Battery fully charged





#### Being charged

Battery Level 100%

Battery Level 50% - 99%

Battery Level 25% - 50%

Battery Level 1% - 25%



#### Not being charged

Battery Level 100%

Battery Level 50% - 99%

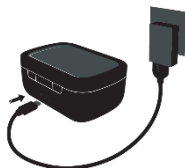
Battery Level 25% - 50%

Battery Level 1% - 25%

## CHARGING

Note that the battery should be fully charged before first use and at least once every 3 months.

- Using the included USB charging cable, plug one end into the charging case, then plug the other end into a USB power source (not included), such as a computer, wall charger, etc.



- 5 minutes of charging time results in 1 hour of playback time. The earphones can hold a sufficient charge for 10 hours of playback time, plus an additional 20 hours with the charging case.

## SOUNDID FROM SONARWORKS

These earphones support the SoundID™ from Sonarworks™ app for iOS® and Android™ devices, which allows you to create a custom sound profile to personalize your earphones to your unique hearing preferences.

1. To use SoundID, first download the app from the Apple® App Store® or Google™ Play™. You can scan the QR code to the right to get to the appropriate store page for your device.
2. Open the app, then locate and select the **Monolith M-TWE** entry.
3. Complete several quick listening tests to create your custom SoundID profile to enjoy sound personalization wherever you go. You can always return to SoundID app to personalize your sound profile even more



[sound.id/monolith-tws](https://sound.id/monolith-tws)

## TECHNICAL SUPPORT

Monoprice is pleased to provide free, live, online technical support to assist you with any questions you may have about installation, setup, troubleshooting, or product recommendations. If you ever need assistance with your new product, please come online to talk to one of our friendly and knowledgeable Tech Support Associates. Technical support is available through the online chat button on our website **www.monoprice.com** or through email by sending a message to **tech@monoprice.com**. Check the website for support times and links.

## SPECIFICATIONS

Model	41500
Drivers	10mm neodymium dynamic drivers
Frequency Response	20Hz ~ 20kHz
Supported Audio Codecs	SBC, AAC, Qualcomm® aptX™ Audio
Microphone Noise Cancellation	Qualcomm® cVc™ 8.0 Echo Cancelling and Noise Suppression
Bluetooth® Version	5

Supported Bluetooth Profiles	A2DP v1.3, AVRCP v1.6, HFP v1.7, HSP v1.2
Bluetooth Frequency Range	2.402 ~ 2.480 GHz
Bluetooth® Transmission Power	< 8.0dBm
Bluetooth Pairing Name	MP41500
Waterproof Protection Level (earphones only)	IPx4
Playback Time	Up to 10 hours, plus an additional 20 hours with the charging case
Charging Time	A 5 minute charge results in 1 hour of playback time. Less than 2 hours are required for a full charge.
Earphone Weight (each)	0.23 oz. (6.6g)
Total Weight (earphones and charging case)	2.70 oz. (76.6 g)

# REGULATORY COMPLIANCE

## Notice for FCC



This device complies with Part 15 of the FCC rules.

Operation is subject to the following two conditions: (1) this device may not cause harmful interference, and (2) this device must accept any interference received, including interference that may cause undesired operation.

Modifying the equipment without Monoprice's authorization may result in the equipment no longer complying with FCC requirements for Class B digital devices. In that event, your right to use the equipment may be limited by FCC regulations, and you may be required to correct any interference to radio or television communications at your own expense.

This equipment has been tested and found to comply with the limits for a Class B digital device, pursuant to Part 15 of the FCC Rules. These limits are designed to provide reasonable protection against harmful interference in a residential installation. This equipment generates, uses and can radiate radio frequency energy and, if not installed and used in accordance with the instructions, may cause harmful interference to radio communications. However, there is no guarantee that interference will not occur in a particular installation. If this equipment does cause harmful interference to radio or television reception, which can be

determined by turning the equipment off and on, the user is encouraged to try to correct the interference by one or more of the following measures:

- Reorient or relocate the receiving antenna.
- Increase the separation between the equipment and receiver.
- Connect the equipment into an outlet on a circuit different from that to which the receiver is connected.
- Consult the dealer or an experienced radio/TV technician for help.

## **Radio Notice for FCC**

### **Caution**

This FCC Part 15 radio device operates on a non-interference basis with other devices operating at this frequency. Any changes or modification to said product not expressly approved by Monoprice, including the use of non-approved antennas, could void the user's authority to operate this device.

This device complies with Part 15 of the FCC Rules. Operation is subject to the following two conditions: (1) this device may not cause harmful interference, and (2) this device must accept any interference received, including interference that may cause undesired operation.

## **Notice for Industry Canada**

This Class B digital apparatus complies with Canadian ICES-003.

Cet appareil numérique de la classe B est conforme à la norme NMB-003 du Canada.

## **Radio Notice for Industry Canada**

### **Caution**

This IC RSS-210 radio device operates on a non-interference basis with other devices operating at this frequency. Any changes or modification to said product not expressly approved by Monoprice, including the use of non-approved antennas, could void the user's authority to operate this device.

This device complies with IC RSS-210. Operation is subject to the following two conditions: (1) this device may not cause harmful interference, and (2) this device must accept any interference received, including interference that may cause undesired operation.

*Monoprice™, Monolith™, the Monolith logo, and all Monoprice logos are trademarks of Monoprice Inc.*

*Qualcomm® is a trademark of Qualcomm Incorporated, registered in the United States and other countries.*

*Qualcomm® aptX™ Audio, Qualcomm® TrueWireless™, Qualcomm® cVc™ Echo Cancelling and Noise Suppression, and the aptX logo are trademarks of Qualcomm Technologies International, Ltd., in the United States and other countries. Qualcomm® aptX™ Audio, Qualcomm® TrueWireless™, and Qualcomm® cVc™ Echo Cancelling and Noise Suppression are products of Qualcomm Technologies International, Ltd.*

*Sonarworks™, SoundID™, and the SoundID logo are trademarks of Sonarworks SIA.*

*USB Type-C® and USB-C® are registered trademarks of USB Implementers Forum, Inc.*

*The Bluetooth® word mark and logos are registered trademarks of Bluetooth SIG, Inc.*

*Cisco® and IOS® are registered trademarks or trademarks of Cisco Systems, Inc. and/or its affiliates in the United States and certain other countries.*

*Google™, Android™, Google Play™, and the "Get It On Google Play" logo are trademarks of Google LLC.*

*Apple®, App Store®, and the "Download on the App Store" logo are trademarks of Apple Inc., registered in the U.S. and other countries.*