












Sequence Report




Summary

Signal Path1

Noise (RMS)	 PASSED
DC Level	 PASSED
Level and Gain	 PASSED
THD+N - 1W	 PASSED
THD+N - Full Ppower	 PASSED
Frequency Response	 PASSED
Signal to Noise Ratio - 1W	 PASSED
Signal to Noise Ratio - Full Power	 PASSED
Maximum Output (CEA-2006)	 PASSED
Maximum Output	 PASSED
Stepped Frequency Sweep	 PASSED

Sequence Result:

Sequence Result:  PASSED

Sequence Report



Signal Path1 : Noise (RMS)

Waveform: None
Low-pass Filter: 22 kHz
Weighting Filter: A-wt.
High-pass Filter: 20 Hz
Acquisition Time: 250.0 ms
Delay Time: 300.0 ms

RMS Level (12/20/2021 10:46:07 AM)

Ch1 26.76 uVrms
Ch2 36.08 uVrms
Ch3 27.66 uVrms
Ch4 37.31 uVrms
Ch5 29.82 uVrms
Ch6 37.94 uVrms
Ch7 27.42 uVrms
Ch8 41.57 uVrms

Signal Path1 : DC Level

Waveform: Sine
Generator Level: 0.000 Vrms
Frequency: 1.00000 kHz
Delay Time: 250.0 ms
Acquisition Time: 500.0 ms

DC Level (12/20/2021 10:46:08 AM)

Ch1 +17.15 mV
Ch2 +18.44 mV
Ch3 +5.250 mV
Ch4 +16.12 mV
Ch5 -11.45 mV
Ch6 -5.379 mV
Ch7 -2.409 mV
Ch8 +4.964 mV

Sequence Report



Signal Path1 : Level and Gain

Waveform: Sine
Generator Level: -20.000 dBrG (@2.070 Vrms)
Frequency: 1.00000 kHz
Low-pass Filter: 22 kHz

Gain (12/20/2021 10:46:10 AM)

Ch1 25.732 dB
Ch2 25.755 dB
Ch3 25.735 dB
Ch4 25.730 dB
Ch5 25.725 dB
Ch6 25.735 dB
Ch7 25.761 dB
Ch8 25.735 dB

Signal Path1 : THD+N - 1W

Waveform: Sine
Generator Level: -23.000 dBrG (@2.070 Vrms)
Frequency: 1.00000 kHz
Low-pass Filter: 22 kHz
High-pass Filter: 20 Hz
Filter Tune Mode: Measured Frequency

THD+N Ratio (12/20/2021 10:46:11 AM)

Ch1 0.001365 %
Ch2 0.001975 %
Ch3 0.001491 %
Ch4 0.001987 %
Ch5 0.001714 %
Ch6 0.001931 %
Ch7 0.001434 %
Ch8 0.002095 %

Sequence Report



Signal Path1 : THD+N - Full Ppower

Waveform: Sine
Generator Level: 0.000 dBrG (@2.070 Vrms)
Frequency: 1.00000 kHz
Low-pass Filter: 22 kHz
High-pass Filter: 20 Hz
Filter Tune Mode: Measured Frequency

THD+N Ratio (12/20/2021 10:46:13 AM)

Ch1 0.001163 %
Ch2 0.001790 %
Ch3 0.001492 %
Ch4 0.001614 %
Ch5 0.001447 %
Ch6 0.001500 %
Ch7 0.001933 %
Ch8 0.002235 %

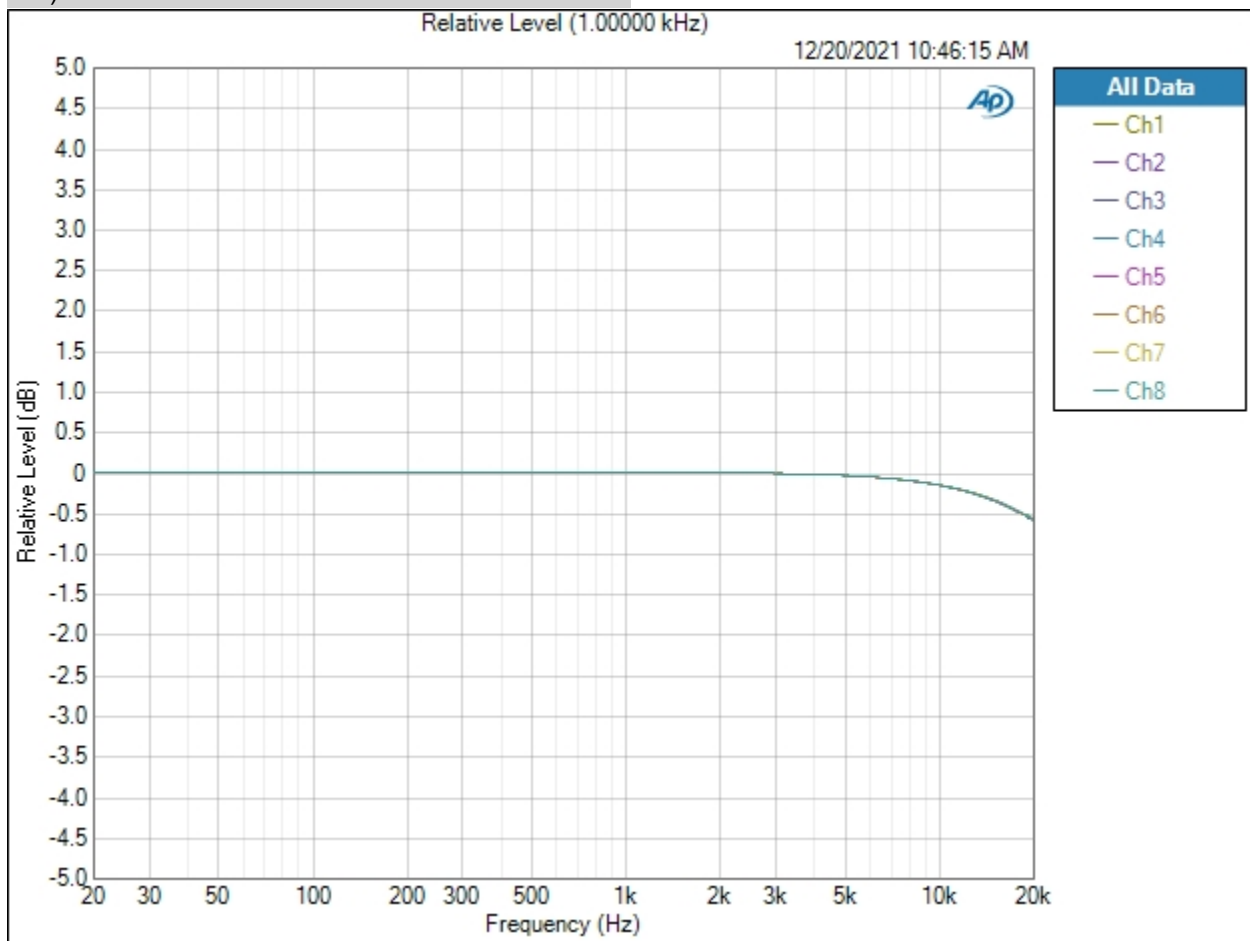
Sequence Report



Signal Path1 : Frequency Response

Generator Level: -12.000 dBrG (@2.070 Vrms)
Start Frequency: 20.0000 Hz
Stop Frequency: 20.0000 kHz
Sweep: 250.0 ms
Pre-Sweep: 250.0 ms
Extend Acquisition By: 50.00 ms

Relative Level (1.00000 kHz) (12/20/2021 10:46:15 AM)



- Ch1 PASSED
- Ch2 PASSED
- Ch3 PASSED
- Ch4 PASSED
- Ch5 PASSED
- Ch6 PASSED

Sequence Report



Ch7  PASSED

Ch8  PASSED

Result:  PASSED

Relative Level (1.00000 kHz) Parameters

Mode: Normalized at Reference

Ref Frequency: 1.00000 kHz

Signal Path1 : Signal to Noise Ratio - 1W

Waveform: Sine

Generator Level: -23.000 dBrG (@2.070 Vrms)

Frequency: 1.00000 kHz

Low-pass Filter: 22 kHz

Weighting Filter: A-wt.

High-pass Filter: 20 Hz

Signal to Noise Ratio (12/20/2021 10:46:17 AM)

Ch1 100.366 dB

Ch2 97.822 dB

Ch3 99.970 dB

Ch4 97.622 dB

Ch5 99.512 dB

Ch6 97.549 dB

Ch7 100.509 dB

Ch8 96.937 dB

Sequence Report



Signal Path1 : Signal to Noise Ratio - Full Power

Waveform: Sine
Generator Level: 0.000 dBrG (@2.070 Vrms)
Frequency: 1.00000 kHz
Low-pass Filter: 22 kHz
Weighting Filter: A-wt.
High-pass Filter: 20 Hz

Signal to Noise Ratio (12/20/2021 10:46:19 AM)

Ch1 123.084 dB
Ch2 120.704 dB
Ch3 123.230 dB
Ch4 120.592 dB
Ch5 122.398 dB
Ch6 120.301 dB
Ch7 123.501 dB
Ch8 119.816 dB

Signal Path1 : Maximum Output (CEA-2006)

Generator Level: 2.631 Vrms
Signal: 1 kHz CEA-2006/490A
High-pass Filter: 20 Hz
Maximum Level: 3.000 Vrms
Maximum Level: -0.000 dBFS
Maximum Level: 1.000 mA
Measured Channel: Ch1
Target THD+N: 1.000 %
Generator Tolerance: 0.200 %

Level (12/20/2021 10:46:27 AM)

Ch1 319.9 W
Ch2 321.4 W
Ch3 319.7 W
Ch4 319.5 W
Ch5 318.9 W
Ch6 320.1 W
Ch7 321.4 W
Ch8 320.1 W

Sequence Report



Signal Path1 : Maximum Output

Waveform: Sine
Frequency: 1.00000 kHz
High-pass Filter: 20 Hz
Maximum Level: 3.000 Vrms
Maximum Level: -0.000 dBFS
Maximum Level: 1.000 mA
Measured Channel: Ch1
Target THD+N: 1.000 %
Generator Tolerance: 0.200 %

Level (12/20/2021 10:46:33 AM)

Ch1 278.4 W
Ch2 279.8 W
Ch3 279.2 W
Ch4 279.0 W
Ch5 279.3 W
Ch6 280.2 W
Ch7 281.3 W
Ch8 280.1 W

Sequence Report



Signal Path1 : Stepped Frequency Sweep

Generator Level: 0.000 dBrG (@2.070 Vrms)

Start Frequency: 20.0000 kHz

Stop Frequency: 20.0000 Hz

Start Level: 20.0000 kHz

Stop Level: 20.0000 Hz

Step Type: Logarithmic

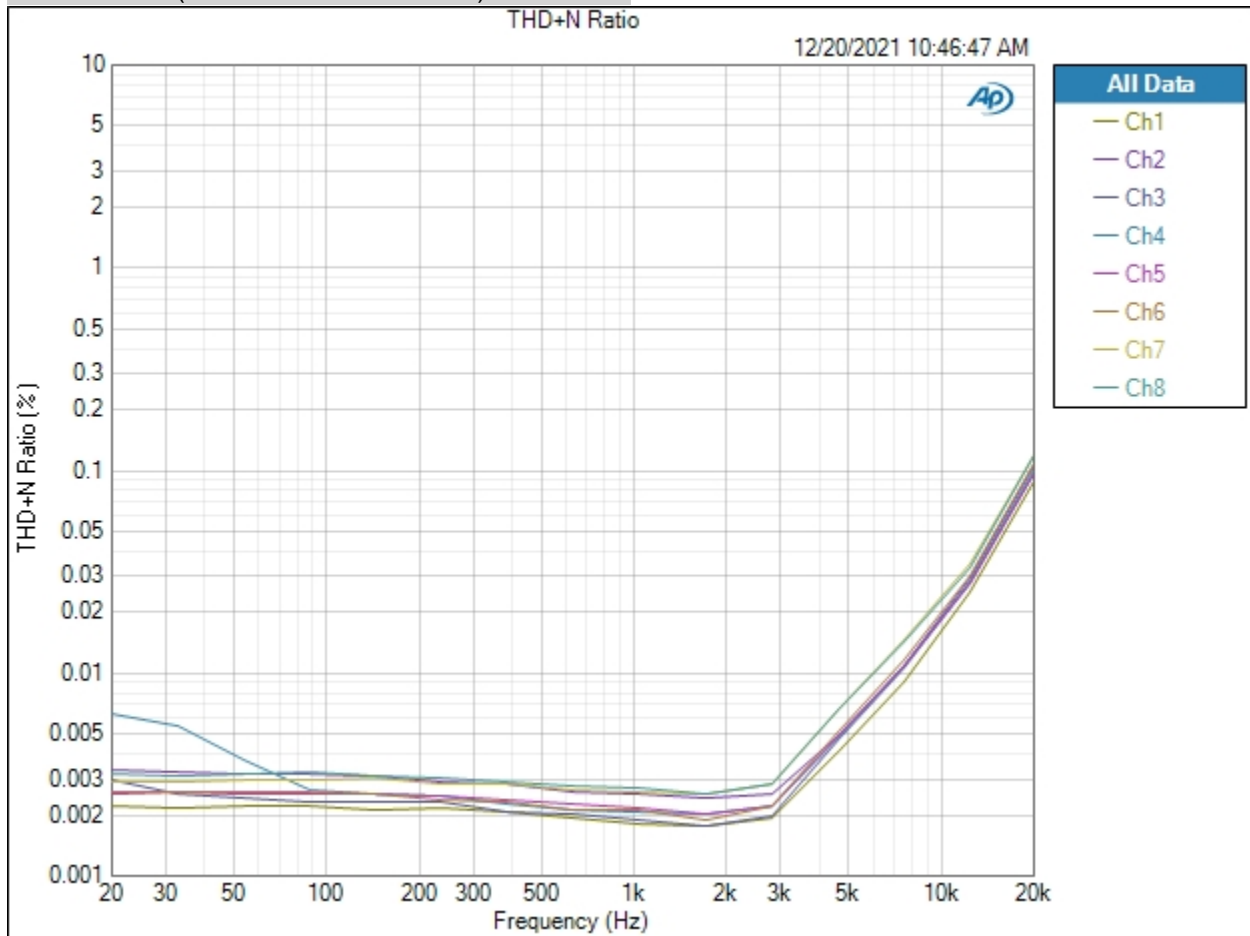
Number of Points: 15

Low-pass Filter: 60 kHz

High-pass Filter: 20 Hz

Phase Ref Channel: Ch1

THD+N Ratio (12/20/2021 10:46:47 AM)



Ch1 PASSED

Ch2 PASSED

Ch3 PASSED

12/20/2021 10:46 AM

Sequence Report



Ch4  PASSED

Ch5  PASSED

Ch6  PASSED

Ch7  PASSED

Ch8  PASSED

Result:  PASSED