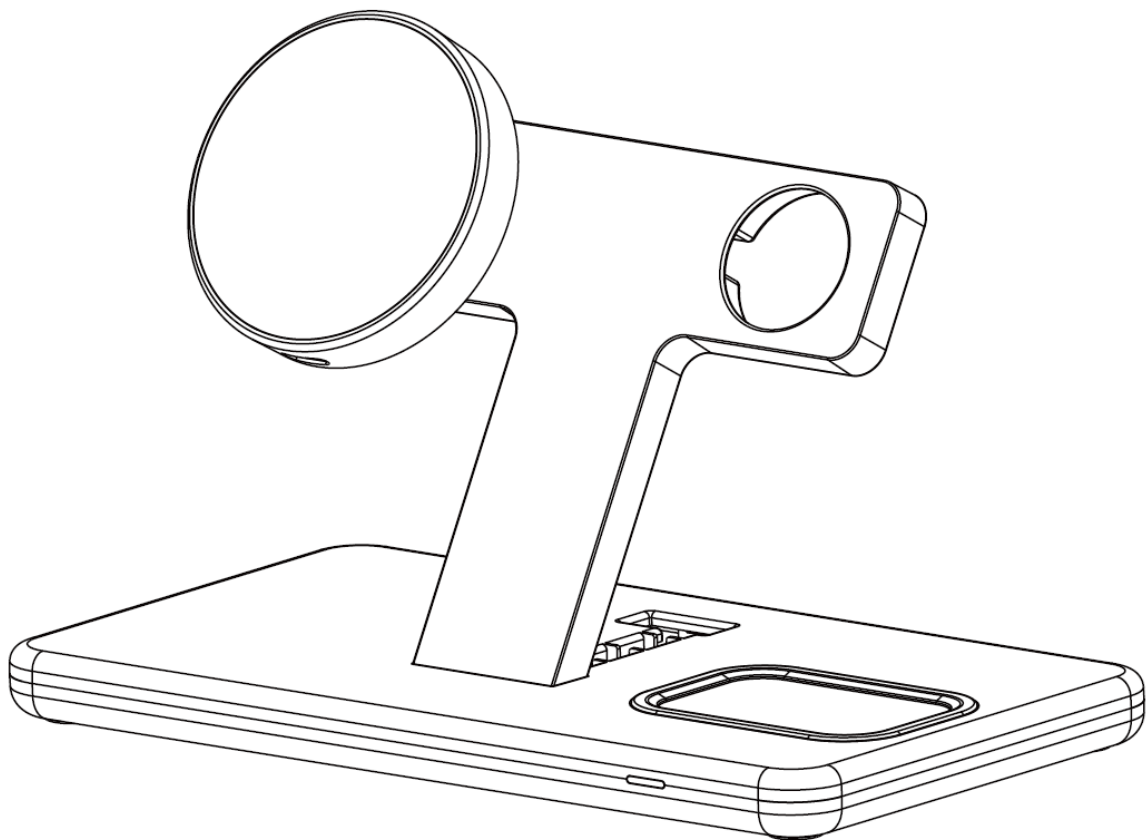




## 3-in-1 Magnetic Wireless Charging Stand



P/N 43795

## User's Manual

# SAFETY WARNINGS AND GUIDELINES

Please read this entire manual before using this device, paying extra attention to these safety warnings and guidelines. Please keep this manual in a safe place for future reference.

- This device is intended for indoor use only.
- Do not expose this device to water or moisture of any kind. Do not place drinks or other containers with moisture on or near the device. If moisture does get in or on the device, immediately remove it from its power source and allow it to fully dry before reapplying power.
- Do not expose this device to excessive vibration or extreme force, shock, or fluctuations in temperature or humidity.
- Do not expose this device to excessively high temperatures. Do not place it in, on, or near a heat source, such as a fireplace, stove, radiator, etc. Do not leave it in direct sunlight.
- Do not place or install this device in an area where it can be exposed to excessive amounts of dust, humidity, oil, smoke, or combustible vapors.
- Clean using a soft, dry cloth only. Do not use chemical cleaners, solvents, or detergents. For stubborn deposits, moisten the cloth with warm water.
- This device has no user serviceable parts. Do not attempt to open, service, or modify this device.

## INTRODUCTION

This 3-in-1 Magnetic Wireless Charging Stand allows you to simultaneously charge an iPhone® 12 or iPhone 13, an Apple Watch®, and a pair of AirPods®. It features a small footprint to save desk space and requires only a single USB power source. The Charging Stand uses the Qi® wireless charging standard.

## CUSTOMER SERVICE

The Monoprice™ Customer Service department is dedicated to ensuring that your ordering, purchasing, and delivery experience is second to none. If you have any problem with your order, please give us an opportunity to make it right. You can contact a Monoprice Customer Service representative through the Live Chat link on our website [www.monoprice.com](http://www.monoprice.com) or via email at [support@monoprice.com](mailto:support@monoprice.com). Check the website for support times and links.

## PACKAGE CONTENTS

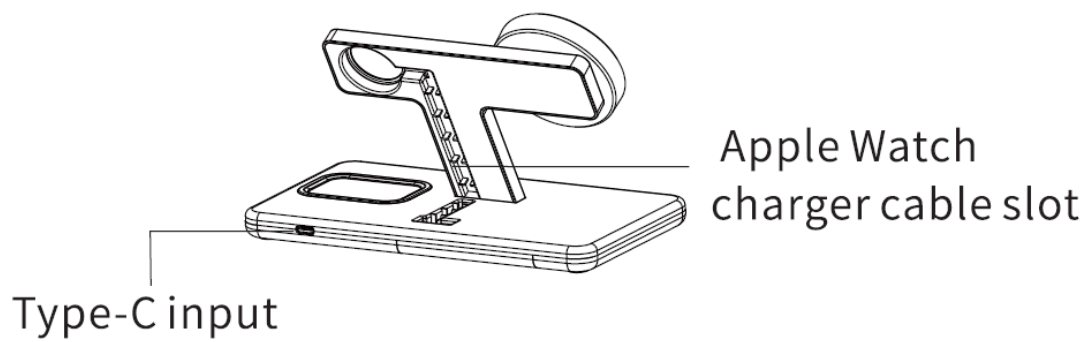
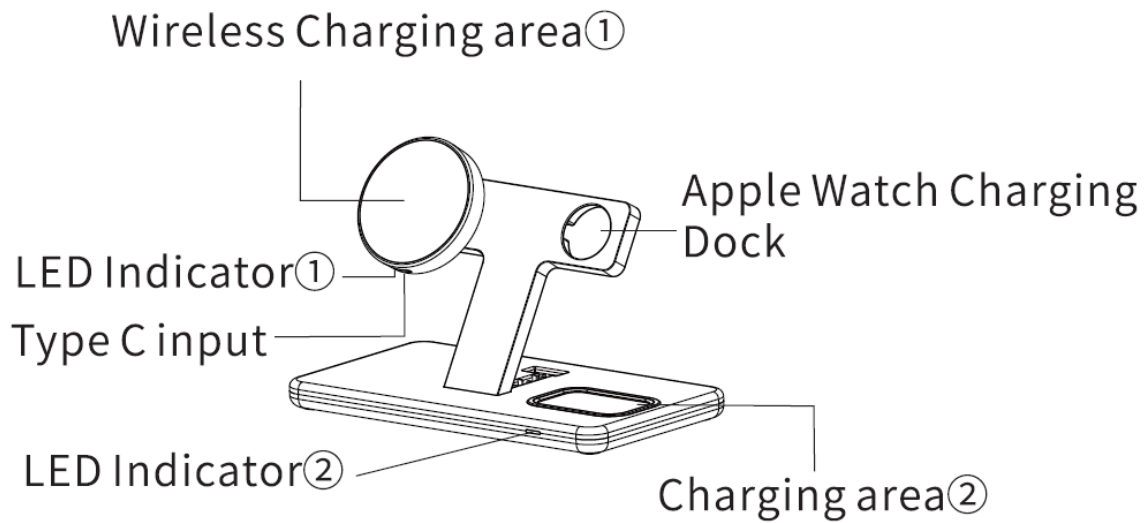
Please take an inventory of the package contents to ensure you have all the items listed below. If anything is missing or damaged, please contact Monoprice™ Customer Service for a replacement.

1x 3-in-1 Magnetic Wireless Charging Stand

1x USB Charging Cable (Type-A to Type-C®)


1x USB Wall Charger with Qualcomm® Quick Charge™ 3.0

## PRODUCT OVERVIEW

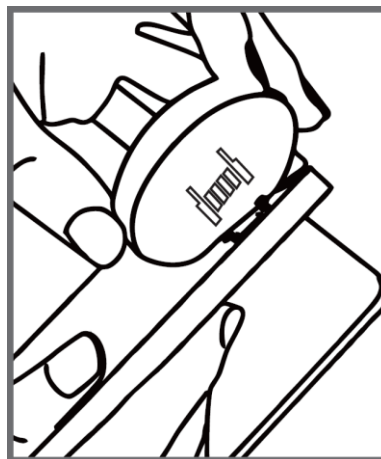


## ASSEMBLY AND OPERATION


1. Insert the **T-Shaped Bracket** into the base at an angle of 45°.



2. Slide the **Wireless Charging Area** onto the **T-Shaped Bracket**.



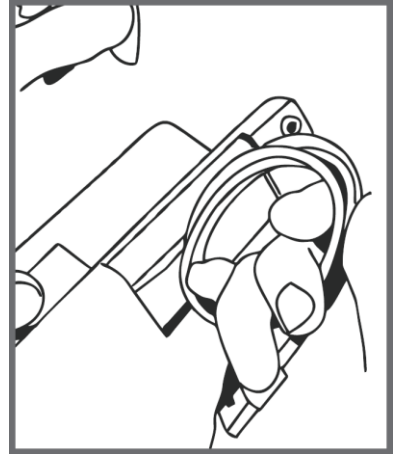
3. Insert the Apple Watch® charging pad into the circular opening, then insert the charging cable into the groove on the back of the **T-Shaped Bracket**.



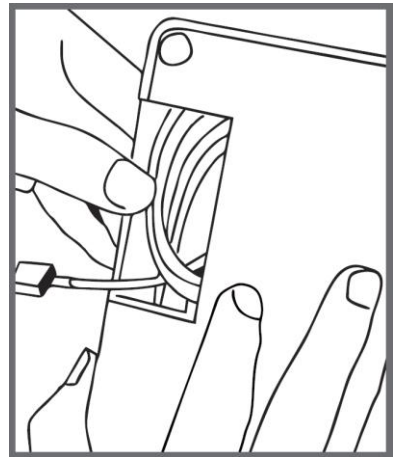
4. Pass the USB Type-A connector on the Apple Watch through the hole.



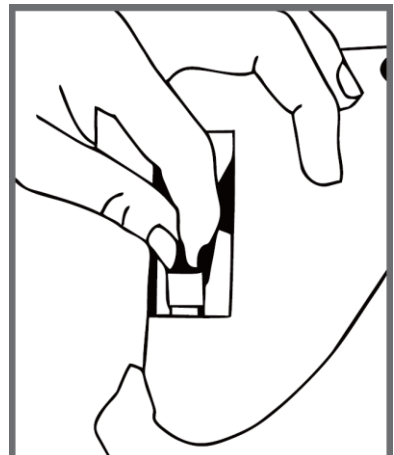
5. Coil the Apple Watch® cable into a loop.



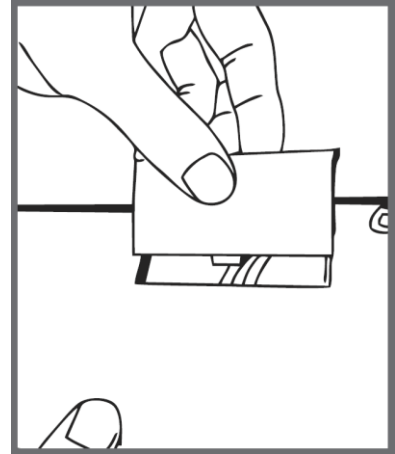
6. Insert the looped cable into the opening on the base.



7. Plug the USB Type-A connector on the Apple Watch cable into the **USB** port inside the base.

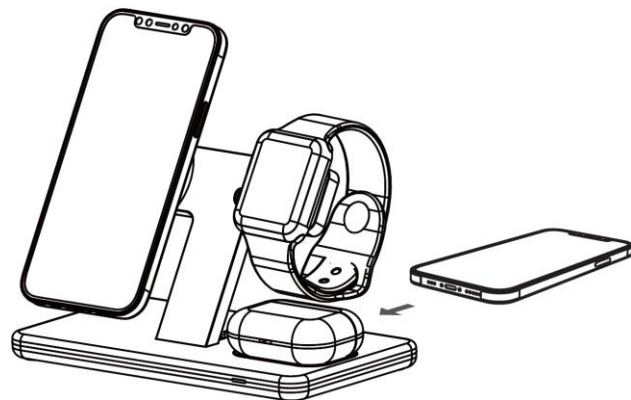


8. Slide the cover into place on the base.



9. Plug one end of the included USB Charging Cable into the USB Type-C® port on the rear of the base, then plug it into the included USB charger. For best results, the power source should have a variable output power of at least 5 VDC/3A or 9 VDC/2A or 12 VDC/1.5A.

10. You can now charge your iPhone® 12, iPhone 13, or another phone with a magnetic case and Qi® wireless charging by placing it on the **Magnetic Wireless Charging Area**. Charge your Apple Watch® by placing it on the **Magnetic Apple Watch Charging Pad**. Charge your AirPods® by placing them in the case and then placing the case on the **Charging Area** on the base. Alternatively, you can charge a phone with Qi wireless charging by placing it on the **Charging Area** on the base.



## LED INDICATIONS

Condition	LED Indication
Standby Mode	LED off
Charging Complete	LED off
Power On	Green LED for 3 seconds
Charging in Progress	Solid green
Foreign object on charging area	Flashing green

## COMPATIBLE DEVICES

The following devices are known to be compatible with the **3-in-1 Magnetic Wireless Charging Stand**. Other devices may be compatible. Newer devices from the named brands will most likely be compatible. Note that any device with USB charging can be charged when plugged into the **USB** port on the **Charging Stand**.

### Phones

Apple: iPhone® 12, iPhone 13, any other phone with Qi® wireless charging

### Watches

Apple: Apple Watch® series 7, Apple Watch series 6, Apple Watch series SE, Apple Watch series 5, Apple Watch series 4, Apple Watch series 3, Apple Watch series 2

### Earphones

Apple: AirPods® Pro, AirPods 3, AirPods 2, AirPods 1



## TECHNICAL SUPPORT

Monoprice™ is pleased to provide free, live, online technical support to assist you with any questions you may have about installation, setup, troubleshooting, or product recommendations. If you ever need assistance with your new product, please come online to talk to one of our friendly and knowledgeable Tech Support Associates. Technical support is available through the online chat button on our website **www.monoprice.com** or through email by sending a message to **tech@monoprice.com**. Check the website for support times and links.

To download the latest drivers, firmware, manuals, etc., go to **www.monoprice.com** and type the **P/N** into the search bar. If available, support files are linked at the bottom of the product page.

## SPECIFICATIONS

P/N	43795
Input Connection	USB Type-C®
Input Power	5 VDC, 3A or 9 VDC, 3A or 12 VDC, 3A
Phone Output Power	5 ~ 15 W
Apple Watch® Output Power	2.5W
AirPods® Output Power	2.5W

# REGULATORY COMPLIANCE

## Notice for FCC



FCC ID: 2AUJH-Q820

This device complies with Part 15 of the FCC rules. Operation is subject to the following two conditions: (1) this device may not cause harmful interference, and (2) this device must accept any interference received, including interference that may cause undesired operation.

Modifying the equipment without Monoprice's authorization may result in the equipment no longer complying with FCC requirements for Class B digital devices. In that event, your right to use the equipment may be limited by FCC regulations, and you may be required to correct any interference to radio or television communications at your own expense.

This equipment has been tested and found to comply with the limits for a Class B digital device, pursuant to Part 15 of the FCC Rules. These limits are designed to provide reasonable protection against harmful interference in a residential installation. This equipment generates, uses and can radiate radio frequency energy and, if not installed and used in accordance with the instructions, may cause harmful interference to radio communications. However, there is no guarantee that interference will not occur in a particular installation. If this equipment does cause harmful interference to radio or television reception, which can be determined by turning the equipment off and on, the user is encouraged to try to correct the interference by one or more of the following measures:

- Reorient or relocate the receiving antenna.
- Increase the separation between the equipment and receiver.
- Connect the equipment into an outlet on a circuit different from that to which the receiver is connected.
- Consult the dealer or an experienced radio/TV technician for help.

*Monoprice™ and all Monoprice logos are trademarks of Monoprice Inc.*

*Apple®, Apple Watch®, AirPods®, and iPhone® are trademarks of Apple Inc., registered in the U.S. and other countries.*

*Qi® and the Qi symbol are trademarks of the Wireless Power Consortium.*

*USB Type-C® and USB-C® are registered trademarks of USB Implementers Forum.*

*Qualcomm® is a trademark of Qualcomm Incorporated, registered in the United States and other countries. Qualcomm® Quick Charge™ and the Quick Charge logo are trademarks of Qualcomm Technologies International, Ltd., registered in the United States and other countries. Qualcomm® Quick Charge™ is a product of Qualcomm Technologies International, Ltd.*