

# BLACKBIRD™




Blackbird™ by Monoprice™  
**8K DUAL FUNCTION HDMI® SPLITTER/SWITCH**

P/N **44086**  
User Manual

## **SAFETY WARNINGS AND GUIDELINES**

Please read this entire manual before using the Blackbird™ 8K Dual Function HDMI® Splitter/Switch, paying extra attention to these safety warnings and guidelines. Please keep this manual in a safe place for future reference.

- This device is intended for indoor use only.
- Do not expose this device to water or moisture. Do not place drinks or other containers with moisture on or near the unit. If moisture does get in or on the unit, immediately unplug it from the power source and allow it to fully dry before reapplying power.
- Do not touch this device, the power cord, or any other connected cables with wet hands.
- Do not expose this device to excessive vibration, extreme force, shock, or fluctuations in temperature or humidity.
- Do not expose the unit to excessively high temperatures. Do not place it in, on, or near heat sources, like a fireplace, stove, radiator, etc. Do not leave it in direct sunlight.
- Do not place or install the unit in an area where it can be exposed to excessive amounts of dust, humidity, oil, smoke, or explosive vapors.
- Before operation, check the unit and power cord for physical damage. Do not use if physical damage has occurred.
- Before plugging the unit into a power outlet, ensure that the outlet provides the same type and level of power required by the device.
- Unplug this transceiver from the power source when not in use.
- Take care to prevent damage to the power cord. Do not allow it to become crimped, pinched, walked on, or become tangled with other cords. Ensure that the power cord does not present a tripping hazard.
- Never unplug this device by pulling on the power cord. Always grasp the connector head or adapter body.
- Ensure power is turned off and disconnected before making any electrical connections.
- Do not use chemical cleaners or solvents to clean these mounts. Use only a soft cloth that's slightly moistened with warm water.
- This device has no user-serviceable parts. Do not attempt to open, service, or modify it.

<b>⚠ WARNING</b>	
<ul style="list-style-type: none"><li>• <b>INGESTION HAZARD:</b> This product contains a button cell or coin battery</li><li>• <b>DEATH</b> or serious injury can occur if ingested.</li><li>• A swallowed button cell or coin battery can cause <b>Internal Chemical Burns</b> in as little as <b>2 hours</b>.</li><li>• <b>KEEP</b> new and used batteries <b>OUT OF REACH of CHILDREN</b></li><li>• <b>Seek immediate medical attention</b> if a battery is suspected to be swallowed or inserted inside any part of the body.</li></ul>	

- Remove and immediately recycle or dispose of used batteries according to local regulations and keep them away from children. Do NOT dispose of batteries in household trash or incinerate them.
- Even used batteries may cause severe injury or death.
- Call a local poison control center for treatment information.
- Identification of compatible battery type: CR2025
- Nominal battery voltage: 3V
- Non-rechargeable batteries are not to be recharged.
- Do not force discharge, recharge, disassemble, heat above (manufacturer's specified temperature rating), or incinerate. Doing so may result in injury due to venting, leakage, or explosion resulting in chemical burns.
- Ensure the batteries are installed correctly according to polarity (+ and -).
- Do not mix old and new batteries, different brands, or types of batteries, such as alkaline, carbon-zinc, or rechargeable batteries.
- Remove and immediately recycle or dispose of batteries from equipment not used for an extended period according to local regulations.
- Always completely secure the battery compartment. If the battery compartment does not close securely, stop using the product, remove the batteries, and keep them away from children.

## TABLE OF CONTENTS

SAFETY WARNINGS AND GUIDELINES.....	2
INTRODUCTION.....	4
FEATURES.....	4
PACKAGE CONTENTS.....	5
PRODUCT OVERVIEW.....	5
CONNECTION DIAGRAM.....	6
HDMI CABLE SELECTION.....	6
EDID MANAGEMENT.....	6
TECHNICAL SPECIFICATIONS.....	7
CUSTOMER SERVICE.....	8
TECHNICAL SUPPORT.....	8
REGULATORY COMPLIANCE.....	8
NOTICE FOR FCC.....	8
NOTICE FOR ISED CANADA.....	9
DISPOSAL AND RECYCLING INFORMATION.....	9

## INTRODUCTION

This Blackbird™ 8K Dual Function HDMI® Splitter/Switch by Monoprice™ allows you to switch between either of two HDMI inputs and distribute the signal to two HDMI displays. It supports HDMI video resolutions up to 8K @ 60 Hz with the YCbCr 4:2:0 color space, as well as multichannel compressed and uncompressed audio streams. It complies with the HDMI® 2.1 and HDCP™ 2.3 specifications and can deliver up to 40 Gbps video bandwidth. It includes DIP switches to manage the EDID® settings.

## FEATURES

- Switches between either of two inputs and distributes the signal to two HDMI displays
- Supports video resolutions up to 8K @ 60 Hz 10-bit with the YCbCr 4:2:0 color space, including 8K @ 30 Hz 10-bit with YCbCr 4:4:4, and 4K @ 120 Hz 10-bit with YCbCr 4:4:4
- Complies with the HDMI® 2.1 and HDCP™ 2.3 specifications
- Delivers up to 40 Gbps video bandwidth
- Supports HDR, HDR10, HDR10+, Dolby Vision™, and Hyper Log Gamma (HLG) passthrough
- Supports multichannel compressed and uncompressed audio streams, Including LPCM, Dolby Digital™, Dolby Digital Plus™, Dolby Digital EX, Dolby TrueHD™, DTS®, DTS:X®, DTS 96/24, DTS High Res, DTS-HD Master Audio, and Direct Stream Digital™ (DSD)
- Supports the Variable Refresh Rate (VRR), Fast as Possible V-active (FVA), and Auto Low Latency Mode (ALLM) HDMI features
- Built-in signal equalizer with retiming
- Advanced EDID® management
- Can be controlled using the front panel button or the included IR remote control

PACKAGE CONTENTS

Take an inventory of the package contents to make sure you have all the items listed below.  
Please contact Monoprice Customer Service for a replacement if anything is missing or damaged.

- 1x

8K Dual Function HDMI® Splitter/Switch
- 1x

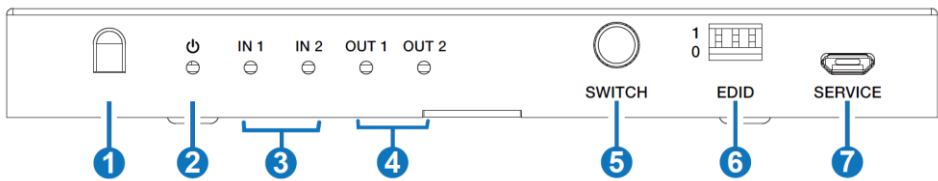
AC Power Adapter (5 VDC, 2A)
- 1x

IR Remote Control
- 1x

User Manual

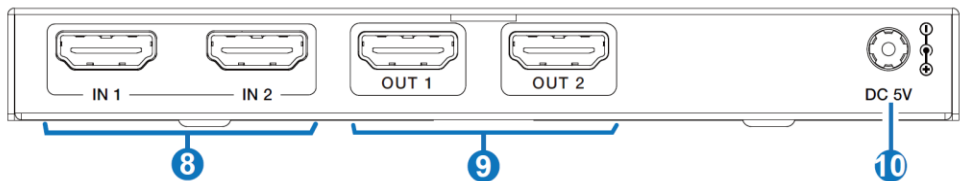
PRODUCT OVERVIEW

A. FRONT PANEL



1	IR	IR window for receiving signals from the included remote control.
2	POWER	The LED illuminates green when the device is powered on. It illuminates red when the device is in standby mode.
3	IN 1/IN 2	One of the two LEDs will illuminate green when the corresponding input is selected.
4	OUT 1/OUT 2	Each LED illuminates green when there is an active signal and connection for the corresponding output.
5	SWITCH	Press the button to switch between the two inputs.
6	EDID	Three DIP switches are used to set the EDID®. Refer to EDID MANAGEMENT for details.
7	SERVICE	Micro USB port for performing a firmware update, if a newer firmware is available.


B. REAR PANEL



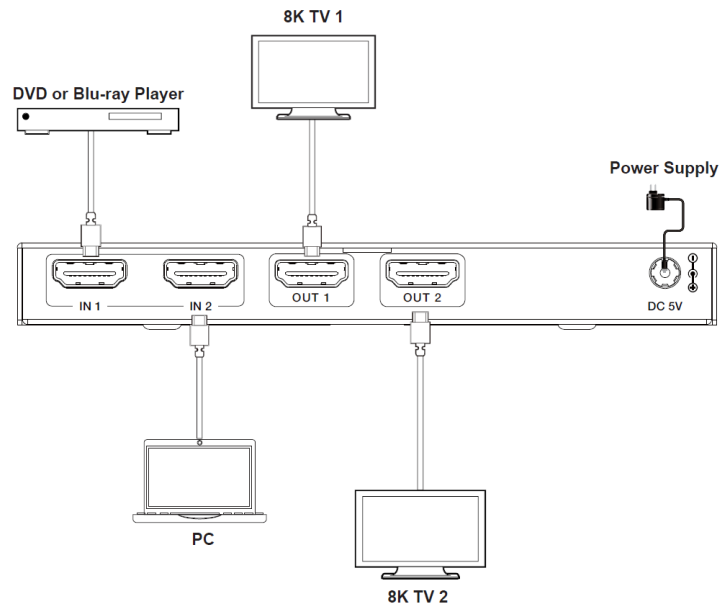
8	IN 1/IN 2	HDMI® ports for connecting up to two video source devices.
9	OUT 1/OUT 2	HDMI ports for connecting up to two HDMI displays.
10	DC 5V	DC barrel connector for connecting the included AC power adapter.

C. IR REMOTE CONTROL

8	POWER	Press the POWER button to turn the unit on or to put it into standby mode.
9	INPUT 1/2	Press one of the numbered buttons to select the corresponding input.
10	CYCLE	Press the button to cycle between the two inputs.



## CONNECTION DIAGRAM



## HDMI CABLE SELECTION

Which type of HDMI® cable you should use depends on the maximum resolution you will be using in your system. The following table details the ideal types and length limits of cable to use under various conditions.

Resolution	Cable Type	Version	Maximum Cable Length
8K	Ultra-High-Speed HDMI Cable	2.1	10 feet/3 meters
4K @ 60 Hz	Premium High-Speed HDMI Cable	2.0	26 feet/8 meters
4K @ 24 Hz	High-Speed HDMI Cable	1.4	39 feet/12 meters
1080p @ 60 Hz	High-Speed HDMI Cable	1.4	49 feet/15 meters

## EDID MANAGEMENT

The following table shows the DIP switch positions for each available EDID® option.

DIP Switches	Description
000	HDMI 8K @ 60 Hz 4:2:0 + 8K @ 30 Hz 4:4:4, 4K @ 120 Hz 4:4:4, Audio 7.1ch PCM/DTS/Dolby®/HD, HDR
001	HDMI 8K @ 60 Hz 4:2:0 + 8K @ 30 Hz 4:4:4, 4K @ 120 Hz 4:4:4, Audio 5.1ch PCM/DTS/Dolby, HDR
010	HDMI 8K @ 60 Hz 4:2:0 + 8K @ 30 Hz 4:4:4, 4K @ 120 Hz 4:4:4, Audio 2ch PCM, HDR
011	HDMI 4K @ 60 Hz 4:4:4, Audio 7.1ch PCM/DTS/Dolby/HD, HDR
100	HDMI 4K @ 60Hz 4:4:4, Audio 5.1ch PCM/DTS/Dolby, HDR
101	HDMI 4K @ 60Hz 4:4:4, Audio 2ch PCM, HDR
110	HDMI 1080p @ 60Hz, Audio 2ch PCM
111	Copy the EDID of the display connected to OUT 1 (default)

## TECHNICAL SPECIFICATIONS

Model	<b>44086</b>
Inputs	<b>2x</b> HDMI®
Video Outputs	<b>2x</b> HDMI®
Maximum Video Resolution	8K @ 60 Hz 10-bit YCbCr 4:2:0 8K @ 30 Hz 10-bit YCbCr 4:4:4 4K @ 120 Hz 10-bit YCbCr 4:4:4
Video Bandwidth	40 Gbps
HDMI Version	2.1
HDCP™ Version	2.3
Color Depth	8-bit, 10-bit, 12-bit
Supported Color Spaces	RGB, YCbCr 4:4:4/4:4:2/4:2:0
Input Power	5 VDC, 2A
AC Adapter Input Power	100 ~ 240 VAC, 50/60 Hz
Maximum Power Consumption	6.15W
Operating Temperature	+32 ~ +104°F (0 ~ +40°C)
Storage Temperature	-4 ~ +140°F (-20 ~ +60°C)
Operating Humidity	20 ~ 90% RH, non-condensing
Dimensions	5.7" × 3.4" × 0.7" (145 mm × 86 mm × 17 mm)
Weight	9.3 oz (265 g)

## CUSTOMER SERVICE

The Monoprice Customer Service department is dedicated to ensuring that your ordering, purchasing, and delivery experience is second to none. If you have any problems with your order, please allow us to make it right. You can contact a Monoprice Customer Service representative through the Live Chat link on our website **www.monoprice.com** or via email at **support@monoprice.com**. Check the website for support times and links.


## TECHNICAL SUPPORT

Monoprice™ is pleased to provide free, live, online technical support to assist you with any questions you may have about installation, setup, troubleshooting, or product recommendations. If you ever need assistance with your new product, please come online to talk to one of our friendly and knowledgeable Tech Support Associates. Technical support is available through the online chat button on our website **www.monoprice.com** or through email by sending a message to **tech@monoprice.com**. Check the website for support times and links.

To download the latest drivers, firmware, manuals, etc., go to **www.monoprice.com** and type **44086** into the search bar. If available, support files are linked at the bottom of the product page.

## REGULATORY COMPLIANCE

### NOTICE FOR FCC

 This device complies with Part 15 of the FCC rules. Operation is subject to the following two conditions: (1) this device may not cause harmful interference, and (2) this device must accept any interference received, including interference that may cause undesired operation.

Modifying the equipment without Monoprice's authorization may result in the equipment no longer complying with FCC requirements for Class B digital devices. In that event, your right to use the equipment may be limited by FCC regulations, and you may be required to correct any interference to radio or television communications at your own expense.

This equipment has been tested and found to comply with the limits for a Class B digital device, pursuant to Part 15 of the FCC Rules. These limits are designed to provide reasonable protection against harmful interference in a residential installation. This equipment generates, uses, and can radiate radio frequency energy and, if not installed and used in accordance with the instructions, may cause harmful interference to radio communications. However, there is no guarantee that interference will not occur in a particular installation. If this equipment does cause harmful interference to radio or television reception, which can be determined by turning the equipment off and on, the user is encouraged to try to correct the interference by one or more of the following measures:



- Reorient or relocate the receiving antenna.
- Increase the separation between the equipment and receiver.
- Connect the equipment to an outlet on a circuit different from that to which the receiver is connected.
- Consult the dealer or an experienced radio/TV technician for help.

## NOTICE FOR ISED CANADA

This Class B digital apparatus complies with Canadian ICES-003.

Cet appareil numérique de la classe B est conforme à la norme NMB-003 du Canada.

## DISPOSAL AND RECYCLING INFORMATION



The symbol indicates that this product should be disposed of separately from regular household waste streams. It is your responsibility to dispose of this and other electrical and electronic products via designated collection facilities appointed by the government or local authorities. Correct disposal and recycling will help prevent potential negative consequences to the environment and human health. For more detailed information about the disposal of your unwanted product, please contact your local authorities, waste disposal service, or the shop where you purchased the product.

*Monoprice™, Blackbird™, the Blackbird logo, and all Monoprice logos are trademarks of Monoprice Inc.*

*HDMI®, the HDMI Logo, and High-Definition Multimedia Interface are trademarks or registered trademarks of HDMI Licensing LLC in the United States and other countries.*

*HDCP™ is a trademark of Digital Content Protection LLC.*

*Dolby®, Dolby Vision™, Dolby Digital™, Dolby Digital Plus™, Dolby TrueHD™, and the double-D symbol are trademarks of Dolby Laboratories.*

*DVI™ is a trademark of the Digital Display Working Group.*

*EDID® is a registered trademark of the Video Electronics Standards Association.*

*DTS®, the Symbol, and DTS and the Symbol together are registered trademarks of DTS, Inc. DTS-HD™ and DTS-HD Master Audio™ are trademarks of DTS, Inc.*



TECHNOLOGY AT PRICES THAT MAKE SENSE

**[www.monoprice.com](http://www.monoprice.com)**

Need Help? We're here for you!

Contact us: **[www.monoprice.com/contactus](http://www.monoprice.com/contactus)**

Product pictures are for reference only.

Specifications described herein are subject to change without prior notification.

Monoprice™ and all Monoprice logos are trademarks of Monoprice Inc.

Copyright © 2024 Monoprice, Inc. All rights reserved.

Monoprice, Inc.

1 Pointe Drive, Suite 400

Brea, CA 92821 – USA

**[www.monoprice.com](http://www.monoprice.com)**