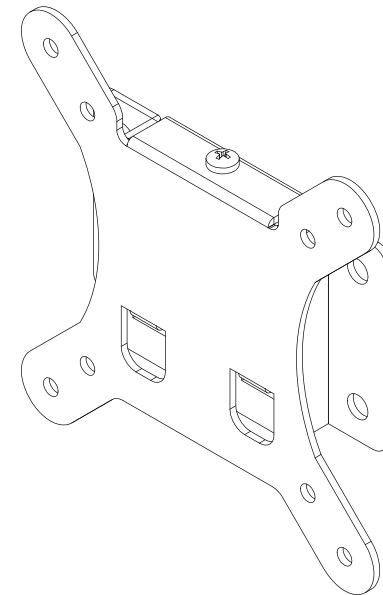




Monoprice Fixed TV Wall Mount Bracket
- For TVs 10in to 26in, Max Weight 30lbs,
VESA Patterns Up to 100x100



Installation Guide

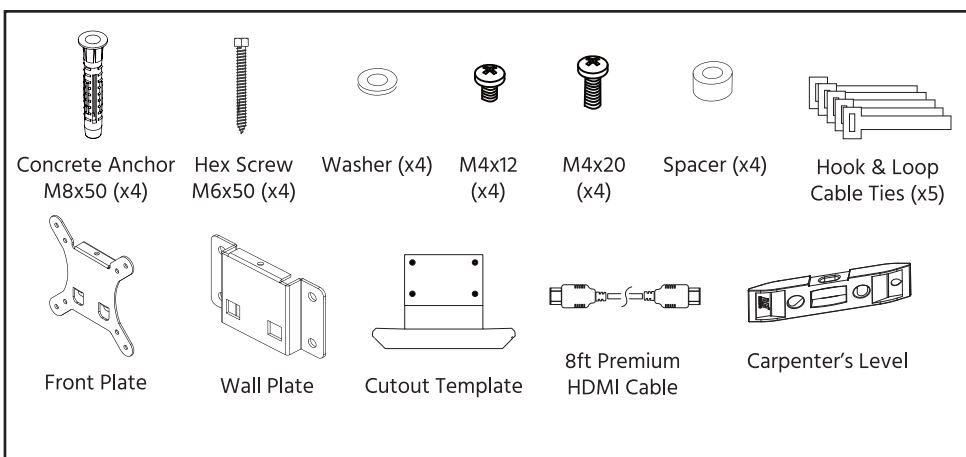
P/N **6520**

SAFETY WARNINGS AND GUIDELINES

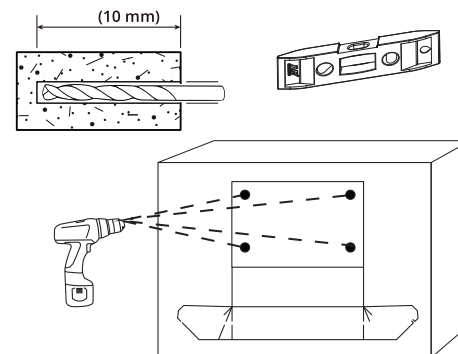
Please read this entire manual before using this device, paying extra attention to these safety warnings and guidelines. Please keep this manual in a safe place for future reference.

- Do not exceed the rated weight limit. Doing so can cause the mount to fail, resulting in equipment damage and/or severe personal injury.
- Ensure that the structure to which this mount will be installed is capable of supporting at least four times the total weight of the mount and any connected displays.
- Use the supplied mounting screws. Tighten the screws using the appropriate tool, but take care not to over-tighten them.
- This device is intended for indoor use only.
- This device contains small parts that could pose a choking hazard to small children. Keep this device and its spare parts out of reach of children.
- Inspect the installation at least once every three months to ensure that it is secure and safe to use.
- Please take an inventory of the package contents to ensure you have all the items shown in the Parts List. If anything is missing or damaged, please contact Monoprice Customer Service for a replacement.

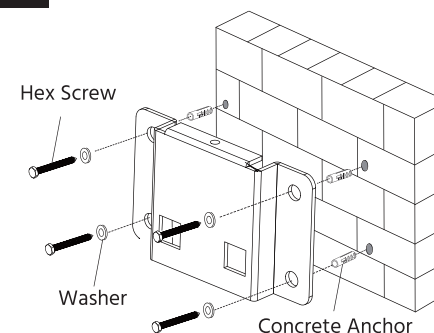
PACKAGE CONTENTS



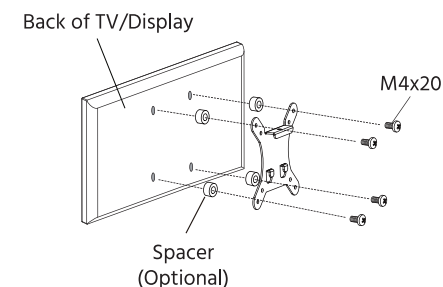
1 Use the Cutout Template to level, mark, and Drill in 10mm



2 Mount the Wall Plate

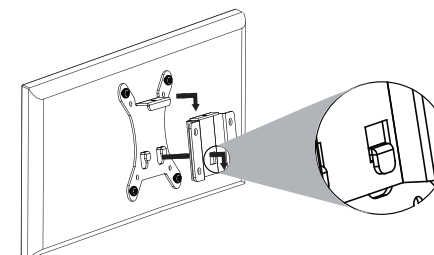


3 Mount the Front Plate to the back of the TV/Monitor. (VESA: 75x75 / 100x100)

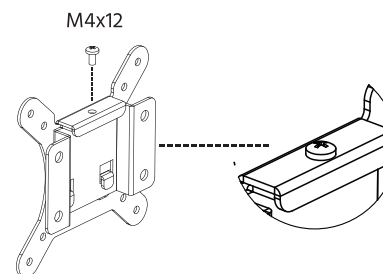


4 Hang the TV/Display and mounted Front Plate as shown.

Be careful during this step or you may damage your TV/Display.



5 Secure the Front Plate to the Wall Plate



CUSTOMER SERVICE

The Monoprice Customer Service department is dedicated to ensuring that your ordering, purchasing, and delivery experience is second to none. If you have any problem with your order, please give us an opportunity to make it right. You can contact a Monoprice Customer Service representative through the Live Chat link on our website www.monoprice.com or via email at support@monoprice.com. Check the website for support times and links.